


StormTech® MC-4500 Chamber

Designed to meet the most stringent industry performance standards for superior structural integrity while providing designers with a cost-effective method to save valuable land and protect water resources. The StormTech system is designed primarily to be used under parking lots, thus maximizing land usage for private (commercial) and public applications. StormTech chambers can also be used in conjunction with Green Infrastructure, thus enhancing the performance and extending the service life of these practices.



Nominal Chamber Specifications (not to scale)

Size (L x W x H)
52" x 100" x 60"
1321 mm x 2540 mm x 1524 mm

Chamber Storage
106.5 ft³ (3.01 m³)

Min. Installed Storage*
162.6 ft³ (4.60 m³)

Weight
125 lbs (56.7 kg)

Shipping
7 chambers/pallet
5 end caps/pallet
11 pallets/truck

*Assumes a minimum of 12" (300 mm) of stone above, 9" (230 mm) of stone below chambers, 9" (230 mm) of stone between chambers/end caps and 40% stone porosity.

Nominal End Cap Specifications (not to scale)

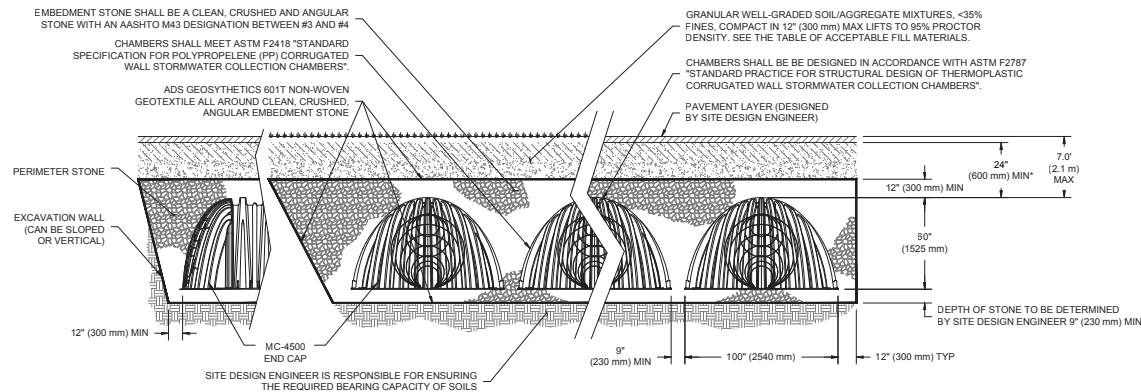
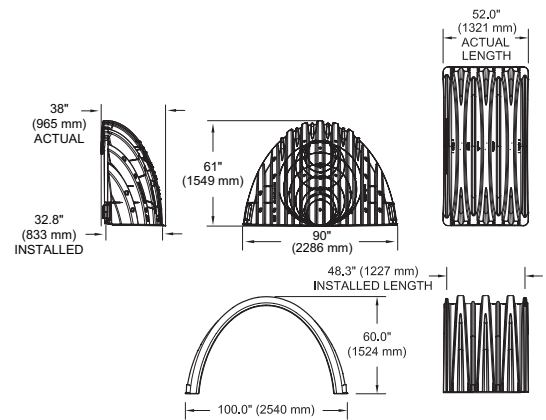
Size (L x W x H)
38" x 90" x 61"
965 mm x 2286 mm x 1549 mm

End Cap Storage
39.5 ft³ (1.12 m³)

Min. Installed Storage*
115.3 ft³ (3.26 m³)

Weight
90.0 lbs (40.8 kg)

*Assumes a minimum of 12" (300 mm) of stone above, 9" (230 mm) of stone below, 12" (300 mm) of stone perimeter, 9" (230 mm) of stone between chambers/end caps and 40% stone porosity.



StormTech MC-4500 Specifications

Storage Volume Per Chamber

	Bare Chamber Storage ft ³ (m ³)	Chamber and Stone Foundation Depth in. (mm)			
		9 in (230 mm)	12 in (300 mm)	15 in (375 mm)	18 in (450 mm)
Chamber	106.5 (3.01)	162.6 (4.60)	166.3 (4.71)	169.9 (4.81)	173.6 (4.91)
End Cap	39.5 (1.12)	115.3 (3.26)	118.6 (3.36)	121.9 (3.45)	125.2 (3.54)

Note: Assumes 9" (230 mm) row spacing, 40% stone porosity, 12" (300 mm) stone above and includes the bare chamber/end cap volume. End cap volume assumes 12" (300 mm) stone perimeter in front of end cap.

Amount of Stone Per Chamber

English Tons (yds ³)	Stone Foundation Depth			
	9 in	12 in	15 in	18 in
Chamber	7.4 (5.2)	7.8 (5.5)	8.3 (5.9)	8.8 (6.2)
End Cap	9.8 (7.0)	10.2 (7.3)	10.6 (7.6)	11.1 (7.9)
Metric Kilograms (m ³)	230 mm	300 mm	375 mm	450 mm
Chamber	6713 (4.0)	7076 (4.2)	7529 (4.5)	7983 (4.7)
End Cap	8890 (5.3)	9253 (5.5)	9616 (5.8)	10069 (6.0)

Note: 12" (300 mm) of stone above and 9" (230 mm) row spacing and 12" (300 mm) of perimeter stone in front of end caps.

Volume Excavation Per Chamber yd³ (m³)

	Stone Foundation Depth			
	9 in (230 mm)	12 in (300 mm)	15 in (375mm)	18 in (450 mm)
Chamber	10.5 (8.0)	10.8 (8.3)	11.2 (8.5)	11.5 (8.8)
End Cap	9.7 (7.4)	10.0 (7.6)	10.3 (7.9)	10.6 (8.1)

Note: Assumes 9" (230 mm) of separation between chamber rows, 12" (300 mm) of perimeter in front of the end caps, and 24" (600 mm) of cover. The volume of excavation will vary as depth of cover increases.

ADS StormTech products, manufactured in accordance with ASTM F2418 or ASTM F2922, comply with all requirements in the Build America, Buy America (BABA) Act.

Working on a project?

Visit us at www.stormtech.com and utilize the Design Tool



ADS "Terms and Conditions of Sale" are available on the ADS website, www.ads-pipe.com
 The ADS logo and the Green Stripe are registered trademarks of Advanced Drainage Systems, Inc.
 StormTech® is a registered trademark of StormTech, Inc.
 © 2022 Advanced Drainage Systems, Inc. #526B1110 12/22 CS

adspipe.com

800-821-6710

